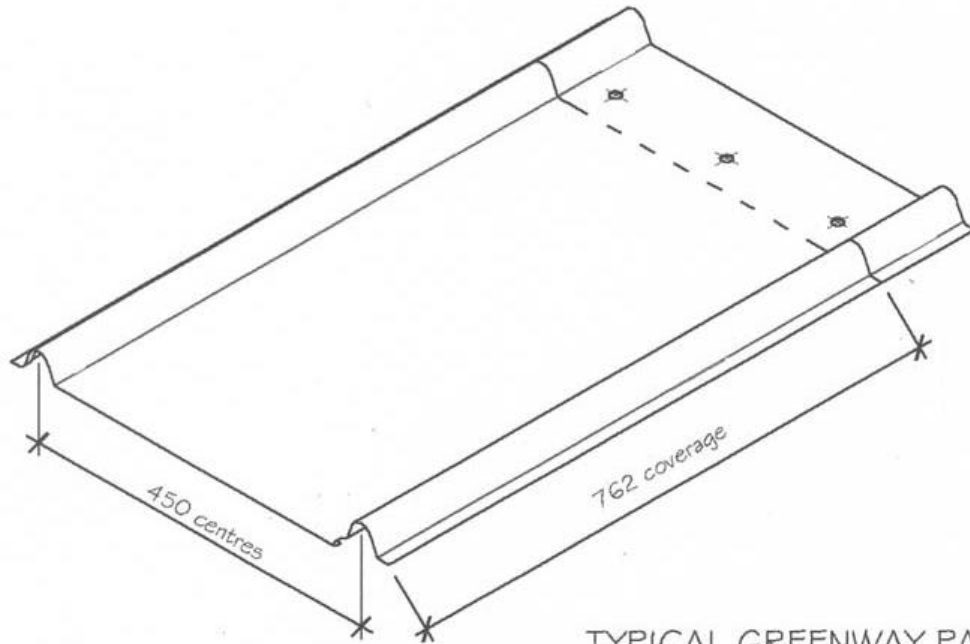


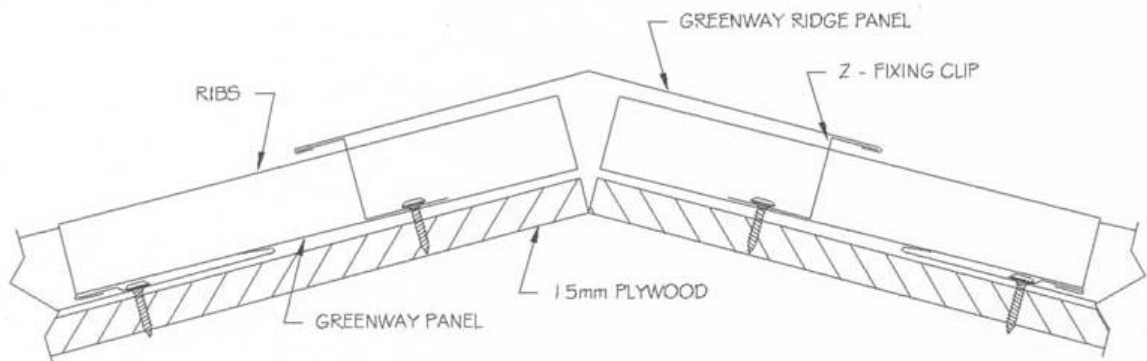


Copperform Data Sheet GREENWAY PANELS

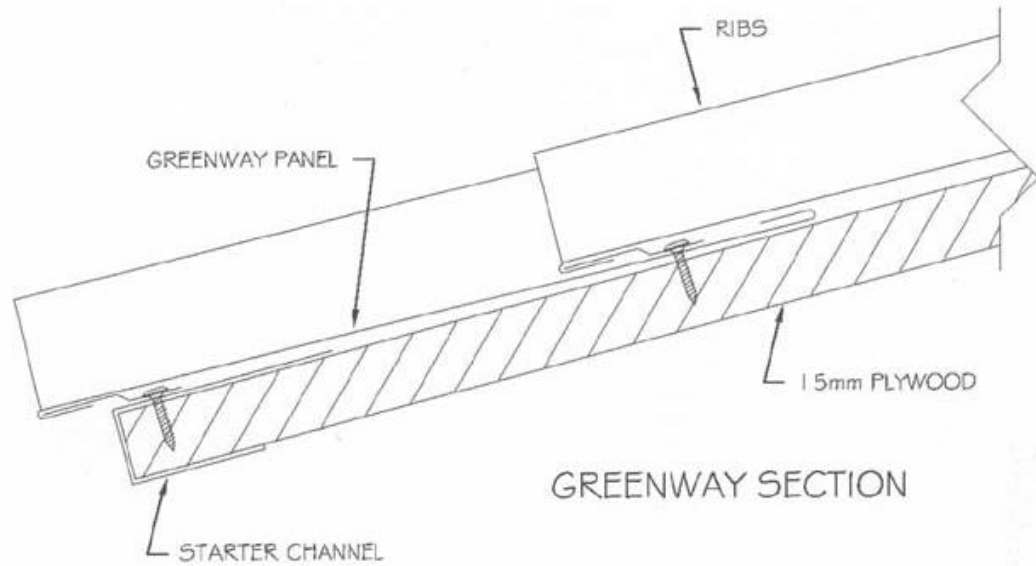
The Information in this literature is correct at the time of printing. However, specifications are subject to change without notice. Copperform roofing panels and associated products will perform as specified if fixed strictly in accordance with good trade and practice recommendations.



TYPICAL GREENWAY PANEL



GREENWAY RIDGE



1.0 Typical Application

- Pitched Roofs
- Curved Roofs (Minimum radius 3.6 meters)
- Mansard Walls

2.0 Total Specifications

2.1 System Weight

Material	Weight (Kg per m ²)
Plywood	9.75
Copper	7.5
Total	17.25

2.2 Acoustic Performance

Rain noise in a room below a Copperform roof will be approximately 28dBA quieter than below an un-insulated Custom Orb steel roof deck. (Note: A 10 dBA reduction is a halving of loudness and a 20 dBA reduction is a quarter of the loudness. Hence 28 dBA is almost one eighth the loudness of an un-insulated Custom Orb steel roof).

2.3 Thermal Performance

R value - 1.527 m² k /W
 U value - 0.654 W/ m² k

These values include the thermal performance of the copper, plywood and attic air space. Further insulation will increase these values.

3.0 Copper Specifications

Copperform roofing panels are manufactured from sheet copper to AS 1566 standards or primary copper.

3.1 Physical Properties of Copper roofing panels

Nominal Gauge	0.55 mm
Panel Weight	4.9 kg/m ²
Density	8940 kg/m ³
Melting Point	1083 °C
Composition	99.98% pure copper

3.2 Performance criteria of copper roofing panels

Fire / Flame Spread	Copper is non-combustible. The very high thermal conductivity of copper allows a passage of heat away from the heat source.
Heat	As an excellent conductor of heat, copper heats up and cools down quickly.
UV	Together with moisture, UV actually assists in the patination process. This increases the protective surface.
Biological	The excellent biological control characteristics of copper will not support the growth of lichens, fungi or algae and this is now being widely recognized and being applied in sterile environments, such as hospitals.
Chemical	Copper is resistant to most industrially generated airborne pollutants. In fact, sulphides, chlorides etc, in industrial smog actually accelerate the development of oxidization of the surface and the patina or protective coating. Copper is only attacked by strong oxidizing chemicals and acids such as hydrochloric, sulphuric or nitric acids. Fuel spills such as diesel, petrol, kerosene, etc will have no adverse effect on the performance of copper.

3.3 Compatibility

The Copperform roofing system has been designed to ensure the compatibility of all its components. Care should be taken that direct contact with or water run-off from copper does not adversely affect less noble materials such as steel, aluminum, zinc, etc.

Water run-off from bitumen and western red shingles will attack copper

Roof extras such as antennas, flue pipes, railings etc. could discolor copper roofing unless correctly flashed. Should there be any doubt as to the compatibility of materials with Copperform components, please contact the Copperform Advisory Service.

3.4 System

A Copperform roof is not just an assembly of individual components, it is a system that has been rigorously tested by C.S.I.R.O. for Dynamic Weather Resistance (AS2050-1989) and by N.A.T.A. Laboratory for fatigue loading (AS1170.2 - 1989).

4.0 Plywood Specification

Plywood used by Copperform is manufactured and quality controlled to meet AS2269 standards. Plywood used is 15mm thick and rated at F14 (Stress grade) with a CD finish.

4.1 Permanent Type A bond

Plywood used by Copperform possess permanent type A marine bonds. This bond is achieved by using a phenol formaldehyde (phenolic) adhesive. The bond test for type A gluelines involves a 72 hour boil duration in water after which the plywood is chiseled apart. The standard required that at least 50% of the failure of the glueline after chiseling is in the wood to ensure the wood and adhesive are equally after this test. Plywood with type A bonds have survived over forty years of actual exposure without glue line break-done.

5.0 Tests

5.1 Dynamic Weather Resistance Tests

Dynamic weather tests conducted by the division of building, construction and engineering at CSIRO observed no water penetration at pitch angles of 7.5 degrees and up to 42 degrees.

5.2 Wind Tests

Copperform's panels have been successfully tested by the Windlab testing laboratory to extreme wind conditions and pressures according to Australian standards. (1170). The panels have shown no noticeable damage at a fatigue loading of 1500pa (180 klm/hr).

6.0 Warranty

Copperform offers a warranty with its products subject to individual project assessment.